

2015 DQ #3 Team Cup @ Paragon

Meet Results

Feb 8, 2015

Page: 1
 Printed: 2/9/2015 5:19 AM
 Men / 5 / 9-10 yrs
 Session: 2
 Judge's Signatures







Rank	Num	Name	Gym							AA
1	521	Connor Harman	Paragon	11.000 2	11.200 1T	11.100 2T	9.600 1	10.200 2T	10.800 1	63.900 1
2	515	Damon Nguyen	Fairland	10.800 3	9.800 14	11.200 1	9.300 4T	10.200 2T	10.000 5T	61.300 2
3	532	Zachary Shapiro	Preston	10.000 7	11.200 1T	10.500 4T	9.100 8T	10.200 2T	9.400 13	60.400 3
4	507	Michael Kirvan	Docksiders	9.900 8T	10.300 6T	10.200 9T	9.000 11T	10.200 2T	10.100 4	59.700 4
5	538	Benjamin Rosenberg	Rebounders	11.100 1	10.000 8T	9.300 26	9.000 11T	10.100 6T	9.900 8T	59.400 5
6	549	Connor Schrott	Top Flight	9.700 12T	9.700 15	10.400 7	8.900 14T	9.600 10T	10.700 2	59.000 6
7	540	Matthew Gaskill	Sportsplex	10.700 4	10.000 8T	9.900 14T	9.300 4T	8.800 23T	9.800 10	58.500 7
8T	546	Brit Ficke	Top Flight	9.900 8T	10.300 6T	10.500 4T	8.500 24T	10.600 1	8.500 21	58.300 8T
8T	517	Zachary Rollins	Fairland	10.200 6	9.400 16	9.900 14T	9.200 6T	9.600 10T	10.000 5T	58.300 8T
10	520	Andrew Diveley	Paragon	10.300 5	10.400 4T	9.500 22T	9.500 2	8.900 19T	8.800 19	57.400 10
11T	531	Evan Rusk	Preston	9.700 12*	9.000 18	11.100 2T	8.700 19T	9.000 17T	9.600 11T	57.100 11T
11T	513	Jonathan Dao	Fairland	9.700 12*	10.000 8T	10.100 11T	9.100 8T	9.800 9	8.400 22T	57.100 11T
13T	537	Ryan Nesspor	Rebounders	9.500 15*	10.400 4T	9.600 20T	8.900 14T	8.800 23T	9.600 11T	56.800 13T
13T	554	Xavier Shedrick	United	9.500 15*	10.000 8T	10.000 13	9.400 3	8.900 19T	9.000 15T	56.800 13T
15	548	Tyler Schrott	Top Flight	8.800 22T	11.200 1T	10.100 11T	8.600 23	10.100 6T	7.800 27	56.600 15
16	512	Drew Cowan	Fairland	9.800 11	8.900 19	10.200 9T	8.700 19T	9.900 8	9.000 15T	56.500 16
17	518	Dawda Saine	Fairland	9.400 17	9.200 17	10.500 4T	8.800 17T	9.400 12T	8.900 17T	56.200 17
18	529	Joshua Morris	Preston	8.800 22T	10.000 8T	9.900 14T	9.000 11T	9.000 17T	8.700 20	55.400 18
19	505	Stephen Damm	Docksiders	8.700 25	8.700 20T	9.600 20T	9.100 8T	9.100 15T	10.000 5T	55.200 19
20	535	Jason Cox	Rebounders	9.300 18	8.700 20T	9.800 17T	8.900 14T	9.400 12T	8.400 22T	54.500 20
21	511	Riley Chung	Fairland	8.800 22T	8.400 22	9.500 22T	8.700 19T	9.100 15T	9.900 8T	54.400 21
22	552	Eddy Litvak	United	8.900 20T	8.200 23T	9.400 24T	8.800 17T	9.400 12T	8.900 17T	53.600 22
23	523	Spencer Kestler	Paragon	9.200 19	8.000 25	10.300 8	8.500 24T	8.900 19T	8.000 25T	52.900 23
24	530	Arjun Oberoi	Preston	8.900 20T	7.700 27	9.000 27	8.400 26	8.900 19T	9.200 14	52.100 24
25	555	Simon Stanford	United	7.800 26	7.800 26	9.800 17T	9.200 6T	6.600 26	8.200 24	49.400 25

2015 DQ #3 Team Cup @ Paragon

Meet Results

Feb 8, 2015

Page: 2
 Printed: 2/9/2015 5:19 AM
 Men / 5 / 9-10 yrs
 Session: 2

Rank	Num	Name	Gym							AA
26	543	Justin Roach	Sportsplex	9.900 8T	10.000 8T	9.800 17T	8.700 19T	— 27	10.600 3	49.000 26
27	501	Simon Borland	Clark's	7.000 27	8.200 23T	9.400 24T	8.300 27	7.400 25	8.000 25T	48.300 27