







# 2014 State Championships

## Team Results

Mar 15-16, 2014

Page: 1  
Printed: 3/22/2014 11:51:34 PM

Men / 5 / All Ages  
Session: All

Rank	Gym	Team	Score						
1	Sportsplex	Y	186.900	31.200 1	31.600 1T	32.700 1	28.200 4	32.800 1	30.400 2
2	Fairland	Y	186.400	30.300 3T	31.600 1T	31.600 2	29.400 1	30.900 3	32.600 1
3	Preston	Y	181.800	30.300 3T	31.100 3	31.000 4	28.800 3	30.600 4	30.000 4T
4	Rebounders	Y	179.700	31.000 2	27.800 7	30.300 6	29.200 2	31.300 2	30.100 3
5	Top Flight	Y	176.000	28.200 5	28.200 4T	31.500 3	27.800 6	30.300 5	30.000 4T
6	Docksiders	Y	169.000	24.500 7	27.900 6	30.400 5	28.000 5	28.300 6	29.900 6
7	Paragon	Y	166.800	27.700 6	28.200 4T	28.700 7	27.600 7	26.800 7	27.800 7