







2015 State Championships

Team Results

Mar 14-15, 2015

Page: 1
Printed: 3/18/2015 7:04:43 PM

Men / 4 / All Ages
Session: 4

Rank	Gym	Team	Score						
1	Paragon	Y	190.600	31.000 2	31.800 1	32.600 1	30.000 3	32.500 1	32.700 2
2	Sportsplex	Y	188.200	31.700 1	31.400 2	31.500 3	30.400 1T	30.100 5	33.100 1
3	Fairland	Y	184.100	30.800 3	28.400 3	31.700 2	29.400 7	32.000 2	31.800 3T
4	Top Flight	Y	178.400	29.000 6	27.600 4	29.800 6	29.700 4	30.500 4	31.800 3T
5	Preston	Y	175.400	27.900 7	26.400 5	29.500 7	30.400 1T	31.400 3	29.800 6
6	United	Y	174.500	30.300 4	25.200 7	30.000 5	29.500 6	29.400 7	30.100 5
7	Rebounders	Y	174.200	29.300 5	25.900 6	30.400 4	29.600 5	29.700 6	29.300 7
8	Docksiders	Y	160.900	26.200 8	22.900 8	28.300 8	28.000 8	28.700 8	26.800 8

