







2015 State Championships

Team Results

Mar 14-15, 2015

Page: 1
Printed: 3/16/2015 12:24:06 AM

Men / 5 / All Ages
Session: 3

Rank	Gym	Team	Score						
1	Paragon	Y	188.300	31.100 1	31.700 2	31.800 3	30.600 1	31.300 2	31.800 3
2	Fairland	Y	188.200	29.700 3	32.000 1	32.300 1T	30.200 2	31.800 1	32.200 2
3	Sportsplex	Y	185.000	29.500 4	30.900 3	32.300 1T	29.900 3	29.000 4	33.400 1
4T	Top Flight	Y	179.200	28.500 6	30.100 4	30.600 7	29.100 6	29.800 3	31.100 4
4T	United	Y	179.200	30.000 2	30.000 5	31.100 6	29.400 5	28.500 5	30.200 5
6	Docksiders	Y	174.200	27.200 8	29.200 8	31.500 5	28.600 7	28.400 6	29.300 6
7	Preston	Y	173.000	28.100 7	29.900 6	31.700 4	28.500 8	26.700 7	28.100 8
8	Rebounders	Y	172.600	29.100 5	29.400 7	29.800 8	29.500 4	26.500 8	28.300 7

