







2015 State Championships

Team Results

Mar 14-15, 2015

Rank	Gym	Team	Score						
1	Sportsplex	Y	185.000	32.700 2	31.800 1	30.600 3T	28.900 2	29.400 4	31.600 3
2	Paragon	Y	184.200	31.000 3	31.100 2	30.600 3T	29.200 1	29.800 3	32.500 1
3	Twisters	Y	182.800	32.900 1	28.100 6	31.300 1T	28.600 4	30.000 1	31.900 2
4	Docksiders	Y	177.100	28.100 6	29.200 4	31.300 1T	28.700 3	28.400 6	31.400 4
5	Fairland	Y	176.400	29.800 4	29.400 3	30.000 6	28.400 5T	29.900 2	28.900 5
6	Preston	Y	170.000	29.700 5	28.800 5	30.500 5	28.400 5T	29.100 5	23.500 7
7	Top Flight	Y	156.600	26.000 7	24.600 7	27.700 7	27.700 7	26.400 7	24.200 6

